


# PENNSYLVANIA BEEF PRODUCER Survey 2025



Research was executed by Penn State Extension and funded by the Beef Producers Working Group which is supported by the Department of Agriculture through the Ag Excellence Line Item.

## INDUSTRY STRUCTURE & HERD TRENDS

### LARGER HERD SIZES EMERGING »



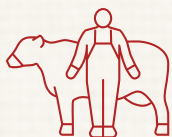
#### Cow-Calf Operations

- **Fewer** herds with **11–20** head
- **More** herds with **101–500** head
- Indicates **gradual growth** in average herd size since 2017



#### Feedlot Operations

- **Fewer** operations with under **50** head
- **More** operations with **51–100** head on feed
- Reflects **increasing scale** of feedlot production in Pennsylvania



#### Specialty Markets

- **Fewer producers** targeted specialty markets in 2025 compared to 2017


## MULTI-OPERATION PRODUCERS & PRODUCTION MODELS

### PENNSYLVANIA PRODUCERS OPERATE MULTIPLE ENTERPRISES »

- Nearly **60%** of respondents report being involved in **multiple beef operations**.

### TOP 3 SECONDARY ENTERPRISES »

- 1 Retail fresh/freezer beef
- 2 Feedlot/finisher operations
- 3 Commercial cow-calf



### PRODUCTION TRENDS »

- **More cow-calf producers** than feeders participated in the survey
- **Fewer producers** are keeping cattle from calf to slaughter compared to 2017:



**78%**  
raised their own  
**feeder cattle** in 2017

**47.5%**  
reported keeping  
**feeder cattle** in 2025

## TOP CHALLENGES FACING PRODUCERS

Producer concerns have shifted some but also similarities when comparing the two surveys.

### TOP CHALLENGES IN 2025

- 1 Access to land
- 2 Access to capital
- 3 Government regulations
- 4 Access to veterinary care
- 5 Access to USDA-inspected packers

### TOP CHALLENGES IN 2017

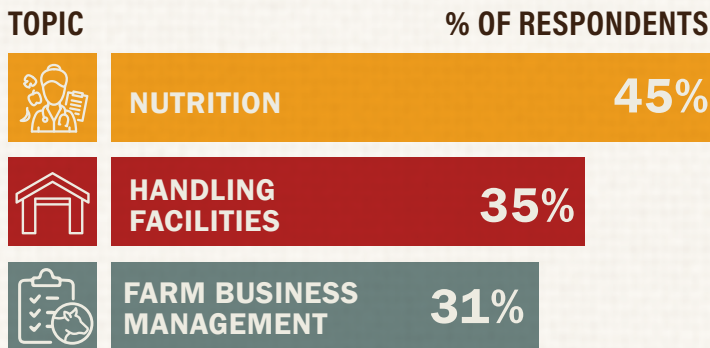
- 1 Government regulations
- 2 Access to land/capital
- 3 Direct marketing
- 4 Access to USDA-inspected packers
- 5 Neighbor relations

### Key Finding

**Economic pressures** and **expansion barriers** have overtaken regulatory concerns.

## TOP CHALLENGES FACING PRODUCERS

TOP EDUCATIONAL TOPICS REQUESTED BY PRODUCERS »




### Key Finding


- **Nutrition** remained the **#1 educational priority**, consistent with 2017
- **Handling facilities** ranked second at **35%**
- **67%** of respondents use their **veterinarians** as their preferred consultant for the beef cattle operation
- Producers also reported **limited access** to veterinary care


## EXPANSION & FUTURE PLANS

PENNSYLVANIA PRODUCERS ARE LOOKING TO GROW »

### Future Plans of Respondents

**45.1%**   
plan to **ADD** cattle  
*(with the majority adding less than 50 head)*

**44%**   
plan to keep herd sizes the **SAME**

**8.1%**   
plan to **DECREASE** cattle numbers

**2.8%**   
plan to **LEAVE** beef production

### Key Finding

Nearly half of respondents are planning for **expansion**.



## CHANGING PRODUCER DEMOGRAPHICS

YOUNGER PRODUCERS ENTERING THE INDUSTRY »

Compared to 2017:



**More** respondents  
ages  
**18-34**



**Fewer** respondents  
ages  
**65+**



**PennState Extension**

Tara L. Felix, PAS, PhD  
Associate Professor and Extension  
Beef Cattle Specialist

Department of Animal Science,  
The Pennsylvania State University  
Email: tfelix@psu.edu  
Phone: 814-865-0065  
Office: 351 ASI Building  
Mailing address: 109 AVBS Building,  
University Park PA 16802

### Key Finding

Survey results suggest growing involvement from **younger** and **beginning producers**.

**Addendum:** Please note that any references or discussions comparing current findings to the 2017 data are intended solely as observational comparisons.